
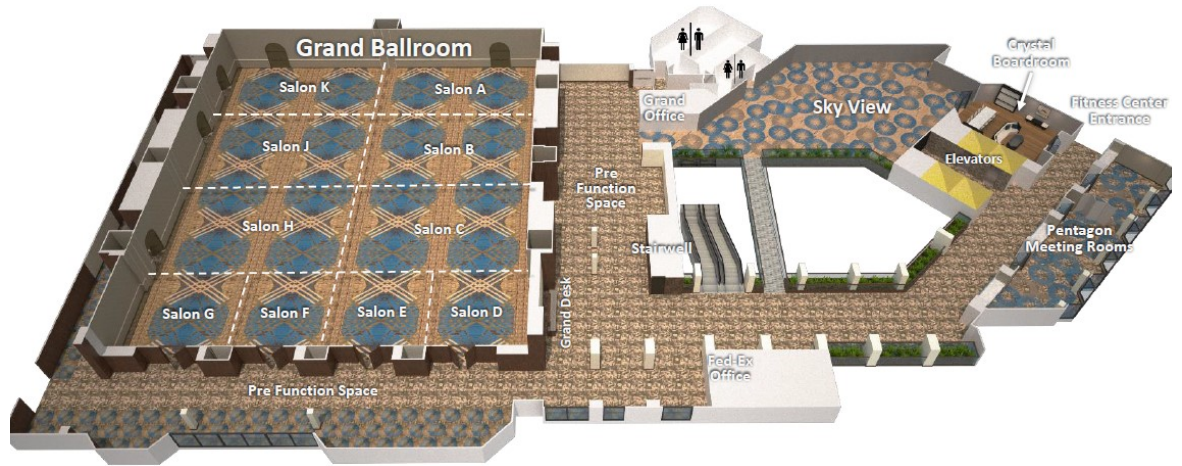


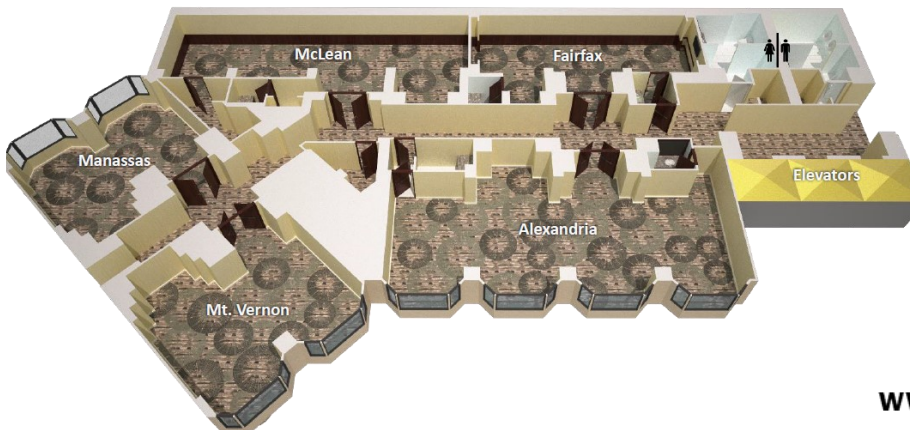
Lobby Level



First Floor



First Floor



Second Floor

CRYSTAL GATEWAY MARRIOTT

	DIM. (LxWxH)	SQ FT	Theatre	Classroom	Conference	U-Shape	Reception	Banquet
LOBBY LEVEL								
Rosslyn	53x34x10	1,300	100	70	46	40	130	80
Rosslyn I	34x24x10	790	60	36	28	25	70	60
Rosslyn II	29x18x10	520	40	20	18	24	40	40
Jackson	25x25x10	625	50	32	22	22	50	40
Jefferson or Lee (each)	27x25x10	650	50	32	22	24	50	40
Madison	26x20x10	520	50	24	20	20	50	40
FIRST LEVEL								
Arlington Ballroom	194x83x17	16,280	2,100	1,000	–	–	2,000	1,300
Salon I, II, V or VI (each)	43x42x17	1,800	200	100	46	46	250	120
Salon III or IV (each)	83x54x17	4,540	500	250	–	–	500	350
Salons I & II or V & VI	83x43x17	3,610	450	230	–	–	500	300
Grand Ballroom	116x104x15	11,830	1,500	750	–	–	1,600	860
Salon A or K (each)	51x27x15	1,345	150	70	44	44	135	80
Salon B, C, H or J (each)	51x32x15	1,600	180	80	60	50	160	120
Salon D or G (each)	28x27x15	750	50	32	30	21	75	40
Salon E or F (each)	27x24x15	620	45	32	25	20	75	50
Skyview	–	3,200	–	–	–	–	200	200
Crystal Boardroom	24x27x12	648	–	–	12	–	–	–
Pentagon	68x20x13	1,350	76	40	40	–	100	60
Pentagon A	43x20x13	850	50	24	25	–	60	40
Pentagon B	25x20x13	500	26	16	15	–	30	20
SECOND LEVEL								
Fair fax	37x14x8	520	40	24	20	20	40	30
Alexandria	52x16x8	830	90	40	30	30	100	60
Manassas or Mt. Vernon (each)	27x16x8	430	40	24	16	16	30	30
McLean	50x14x8	700	60	32	20	20	70	40

